



Internal Quality Assurance Cell

**Ramthakur College, Agartala
(AISHE Code: C-9598)**

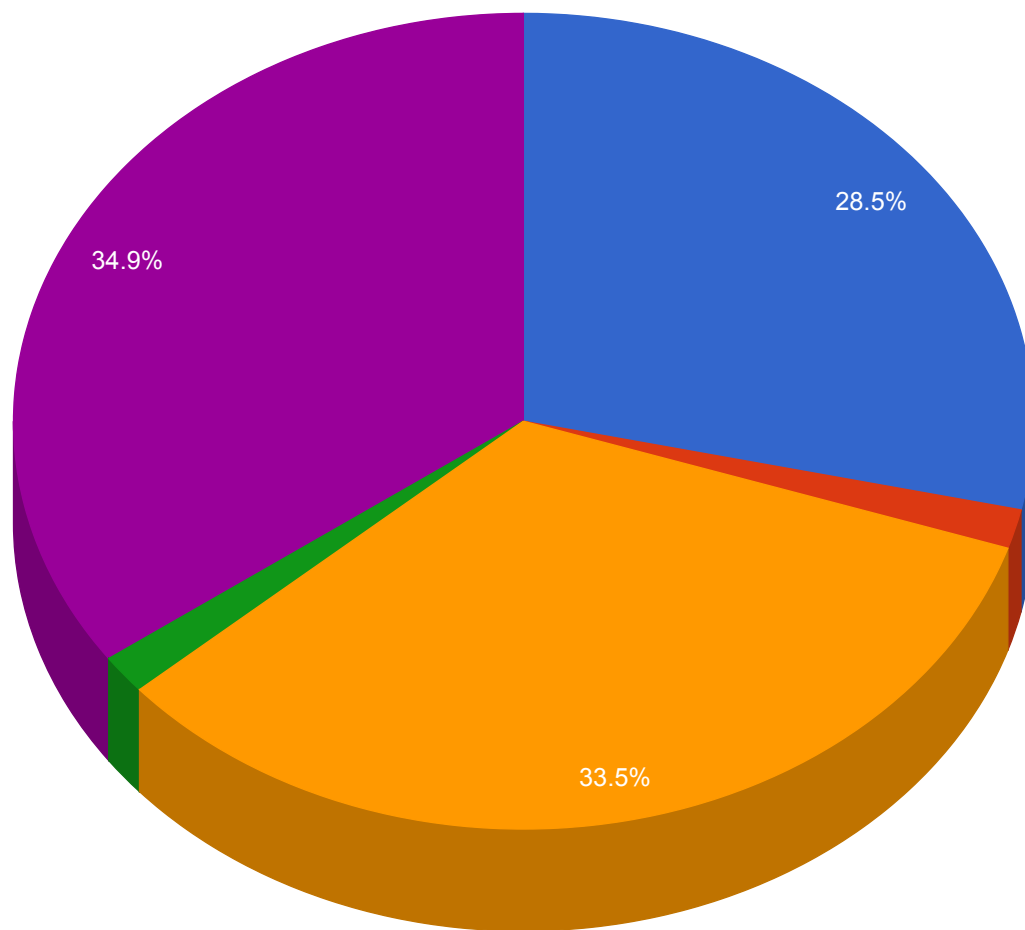
Response Graphs of

Students' Satisfaction Survey

Academic Session : 2019-20

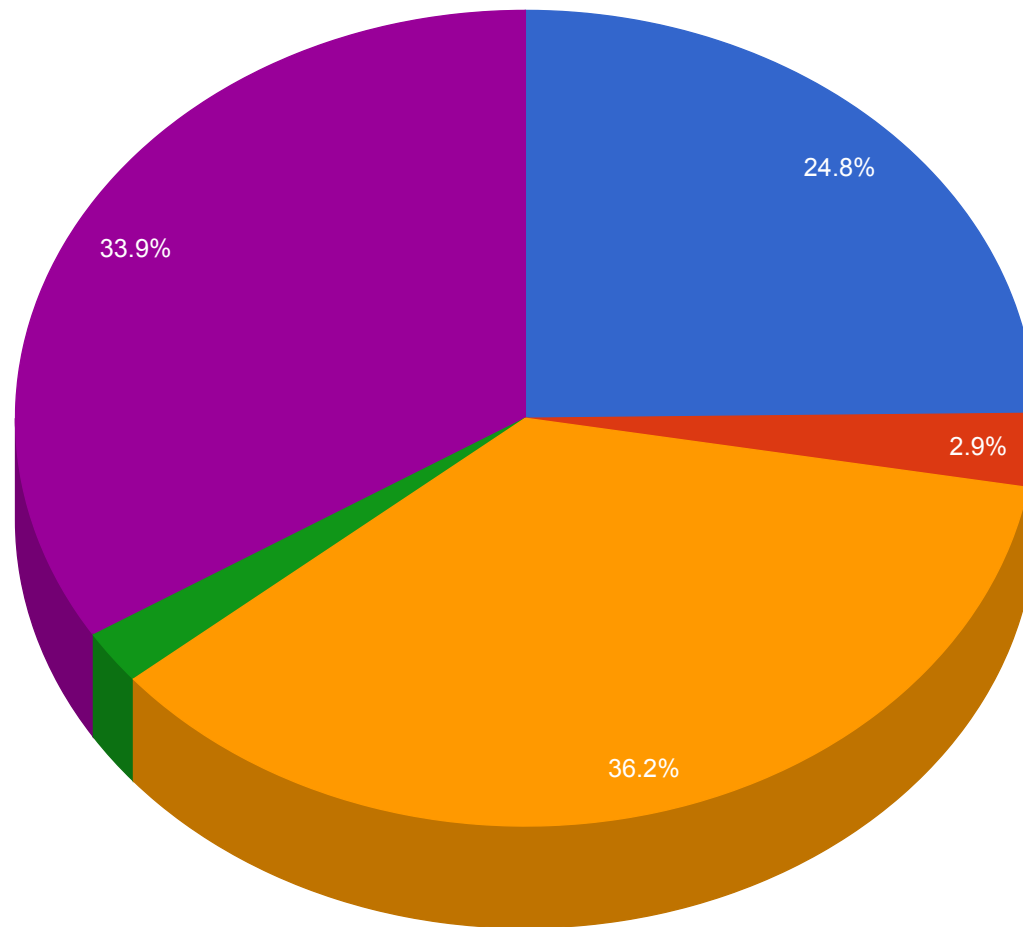
1. Rate the syllabus of your course that you have studied (1-Poor, 2-Fair, 3-Good, 4-Very good, 5-Excellent).

- Excellent
- Fair
- Good
- Poor
- Very Good



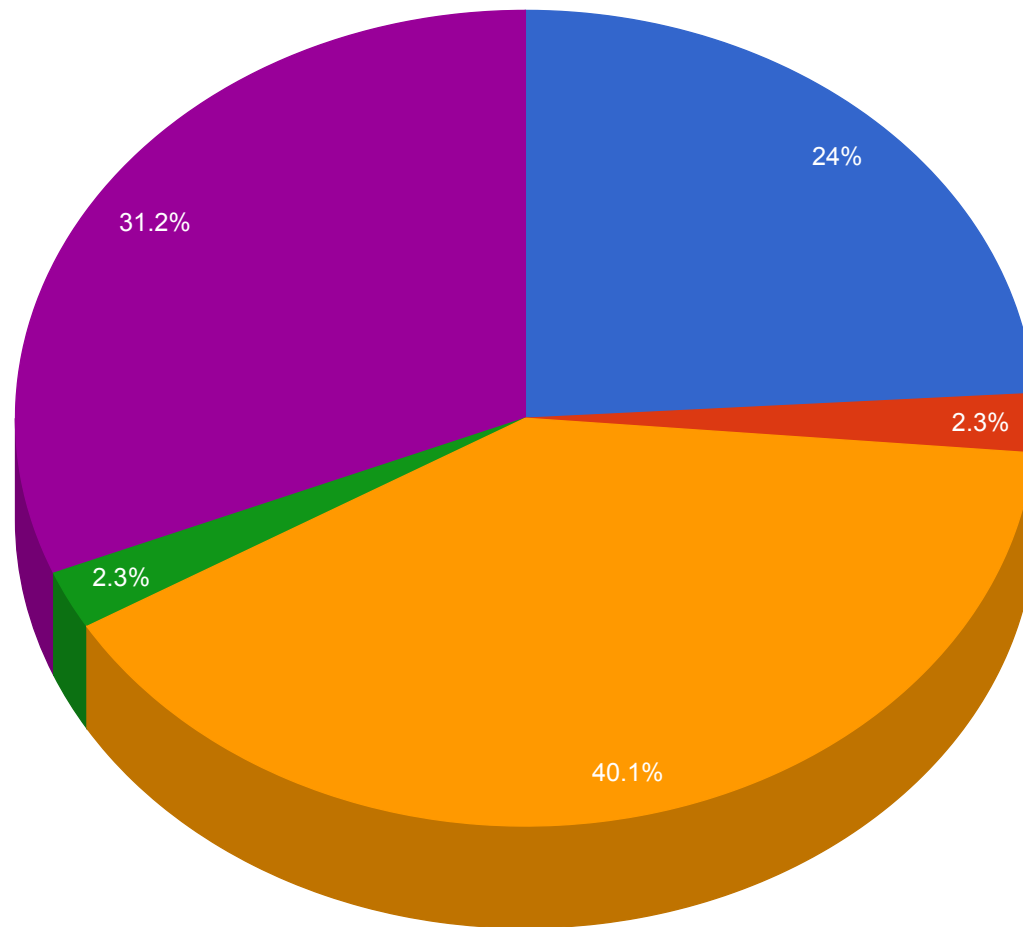
2. Rate the relevance of the units in Syllabus relevant to the course (1-Poor, 2-Fair, 3-Good, 4-Very good, 5-Excellent).

- Excellent
- Fair
- Good
- Poor
- Very Good



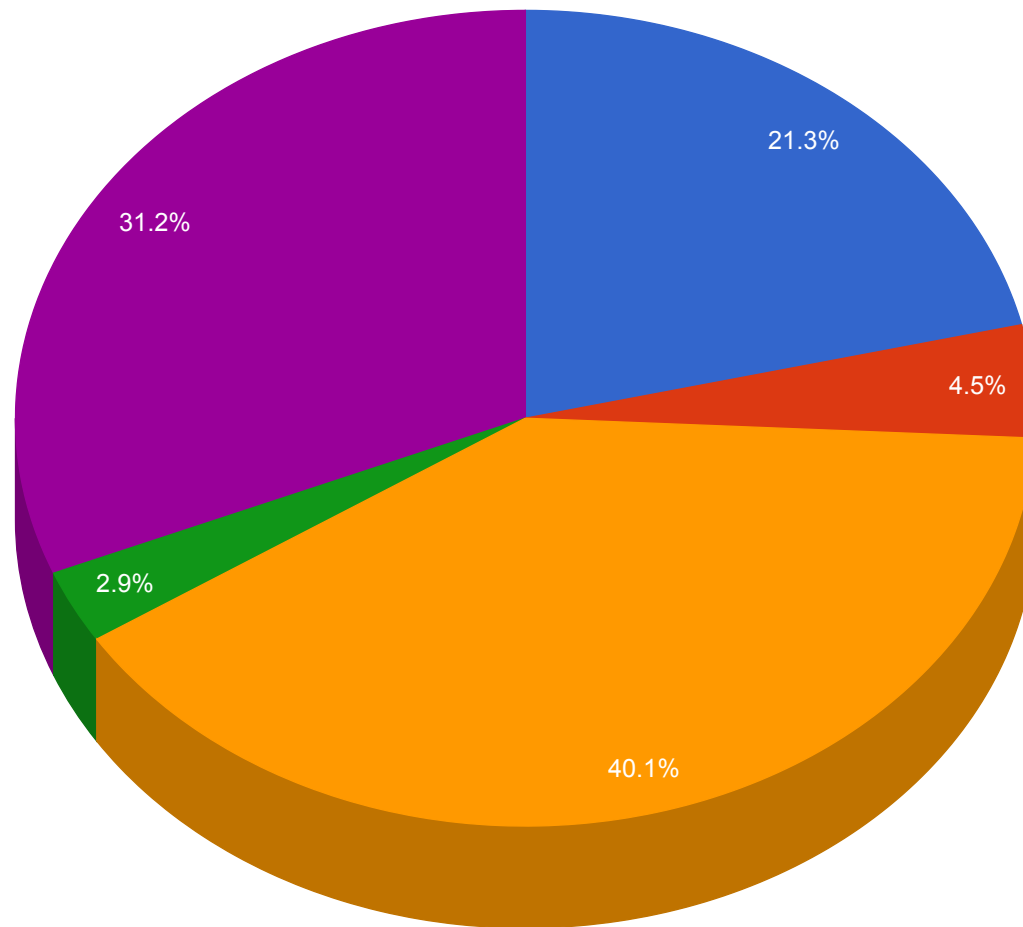
3. Rate the offering of the electives in terms of their relevance to your course (1-Poor, 2-Fair, 3-Good, 4-Very good, 5-Excellent).

- Excellent
- Fair
- Good
- Poor
- Very Good



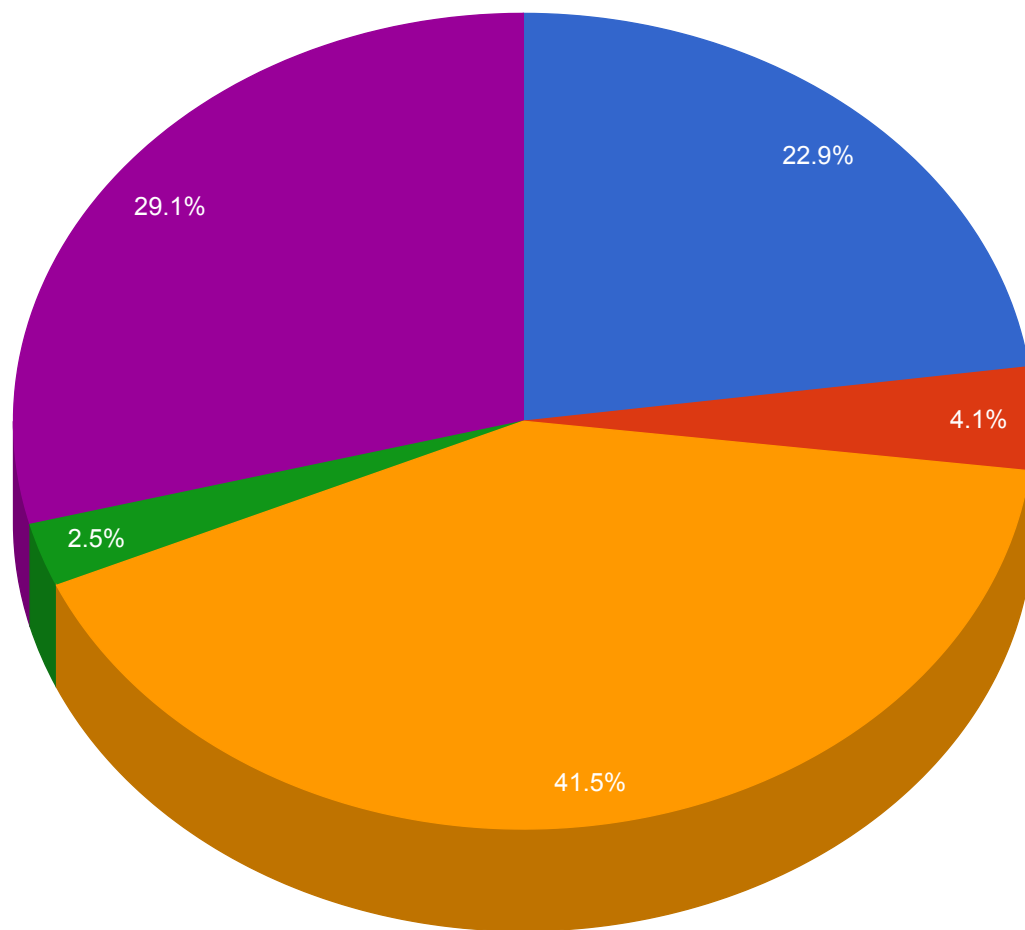
4. Rate the size of syllabus in terms of the load on the student (1-Poor, 2-Fair, 3-Good, 4-Very good, 5-Excellent).

- Excellent
- Fair
- Good
- Poor
- Very Good

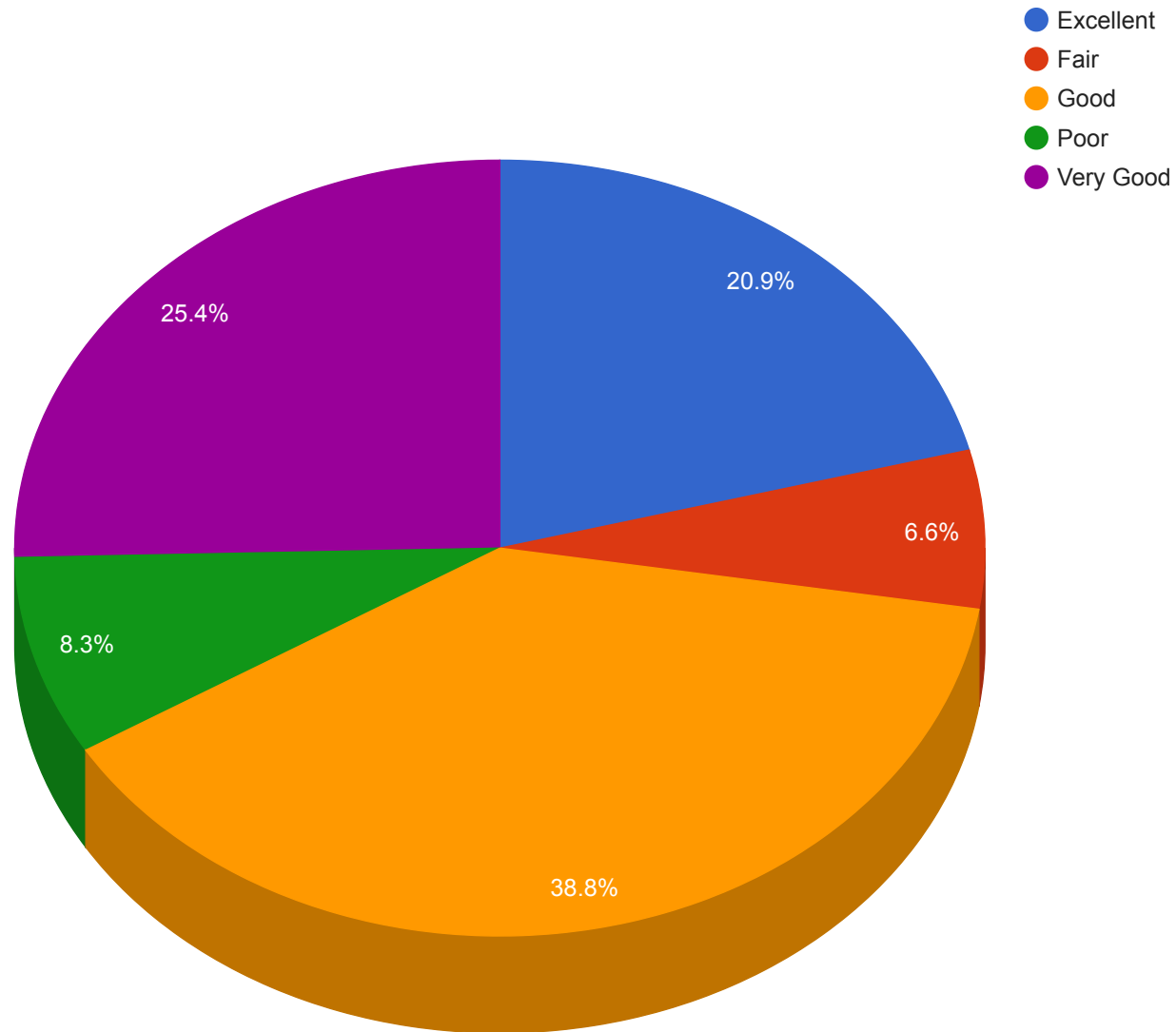


5. Rate the evaluation scheme designed for your course (1-Poor, 2-Fair, 3-Good, 4-Very good, 5-Excellent).

- Excellent
- Fair
- Good
- Poor
- Very Good

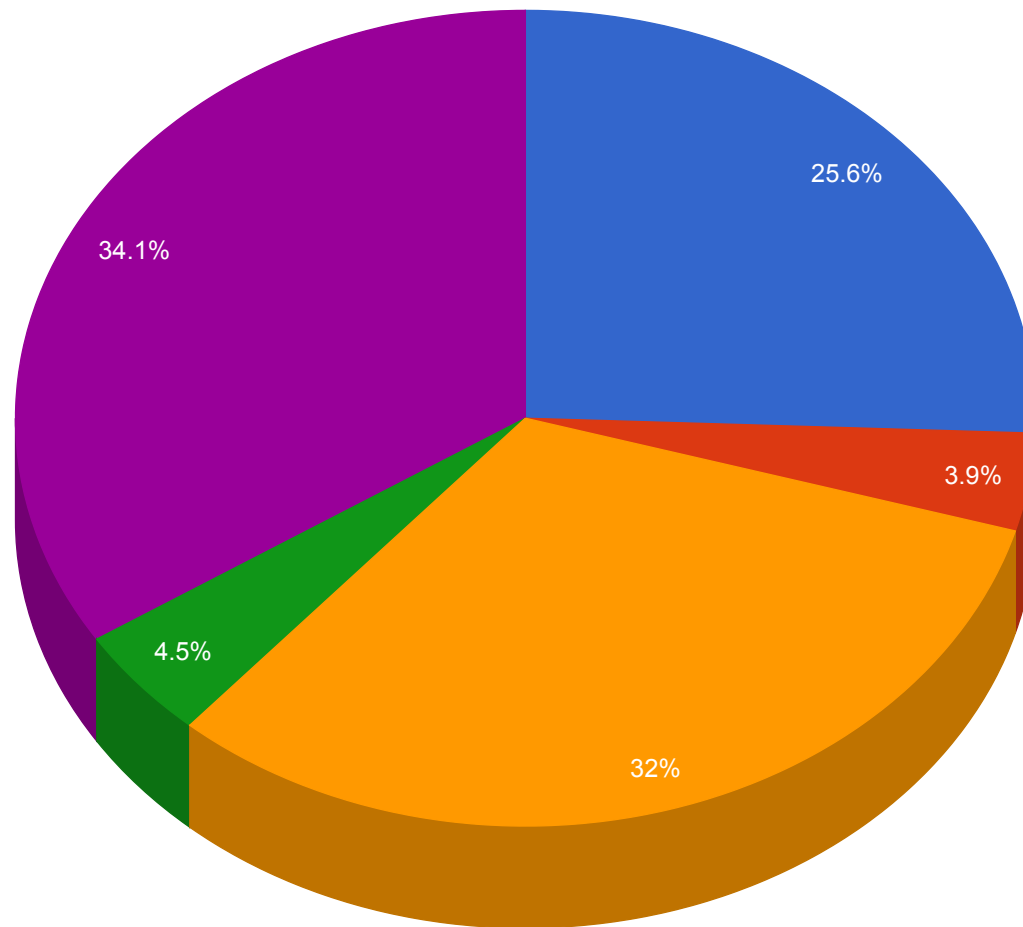


6. Rate the percentage of courses having LAB components (respond only science students) (1-Poor, 2-Fair, 3-Good, 4-Very good, 5-Excellent).



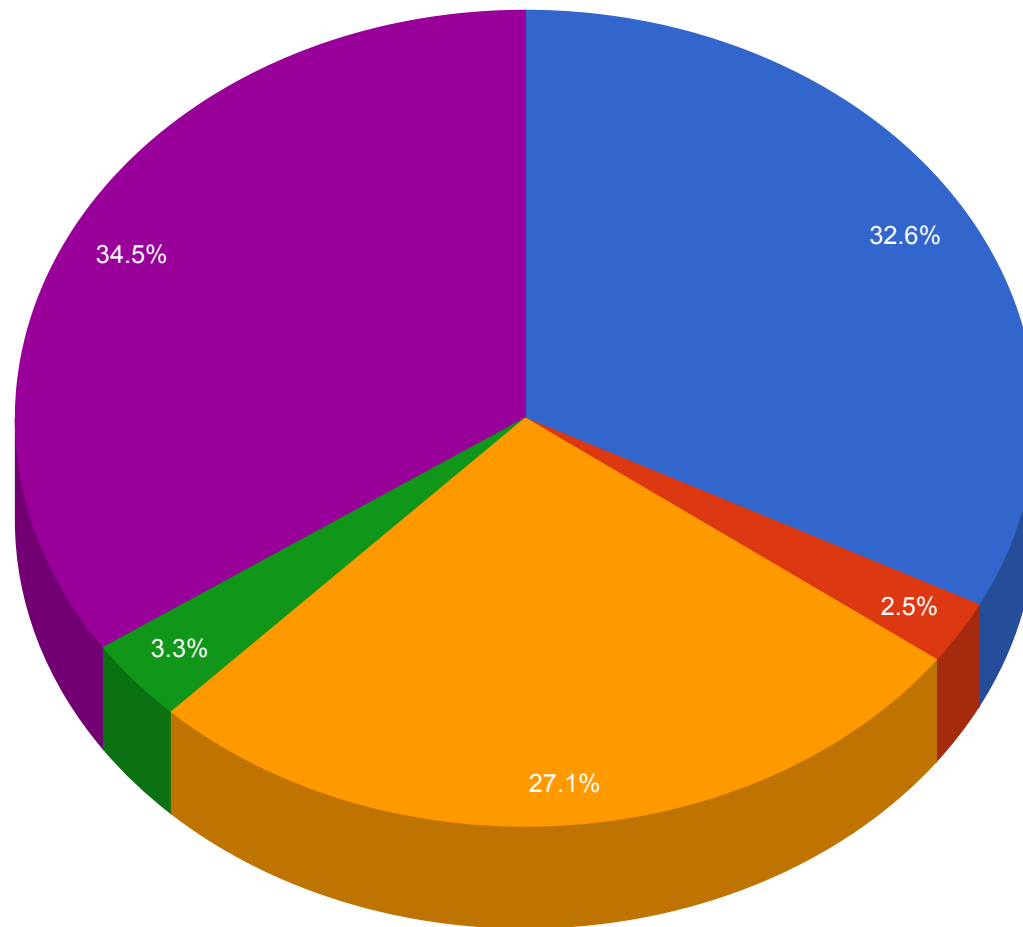
7. Rate the proportion of the syllabus covered in the class (1-Poor, 2-Fair, 3-Good, 4-Very good, 5-Excellent).

- Excellent
- Fair
- Good
- Poor
- Very Good



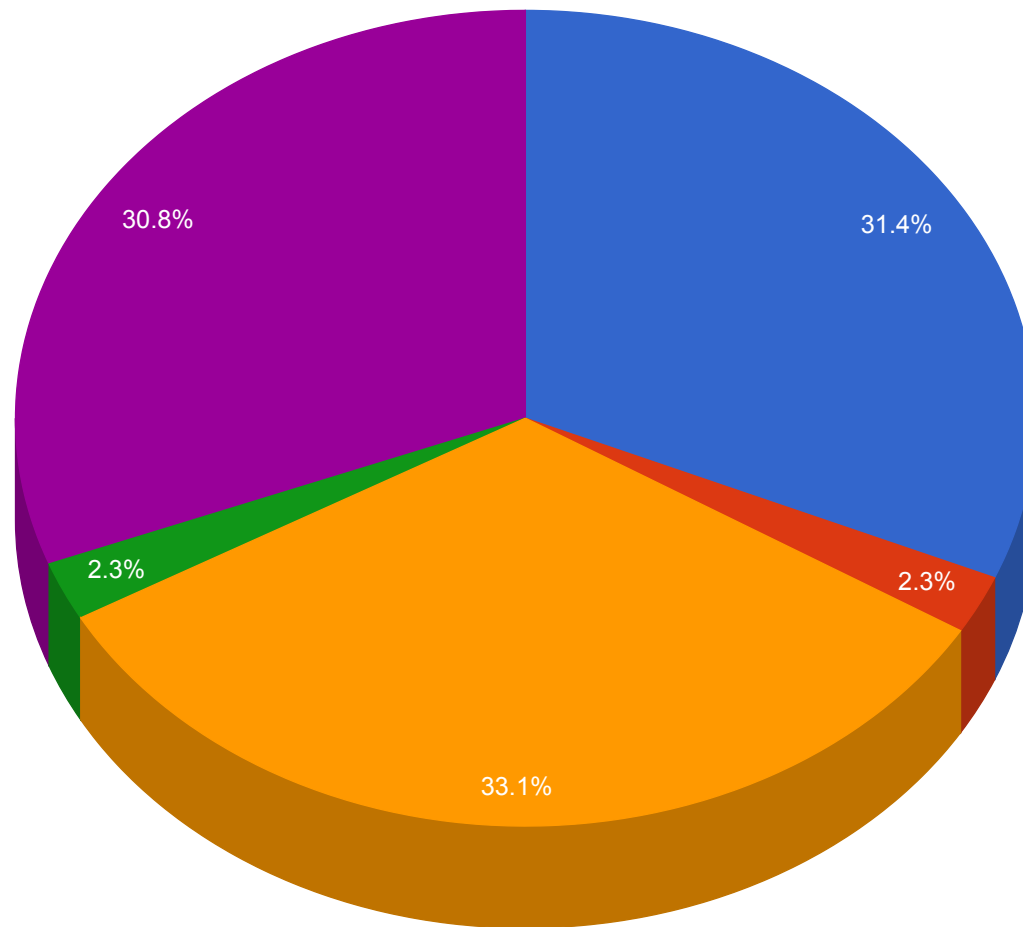
8. Rate the proportion of the teachers prepared for the classes (1-Poor, 2-Fair, 3-Good, 4-Very good, 5-Excellent).

- Excellent
- Fair
- Good
- Poor
- Very Good



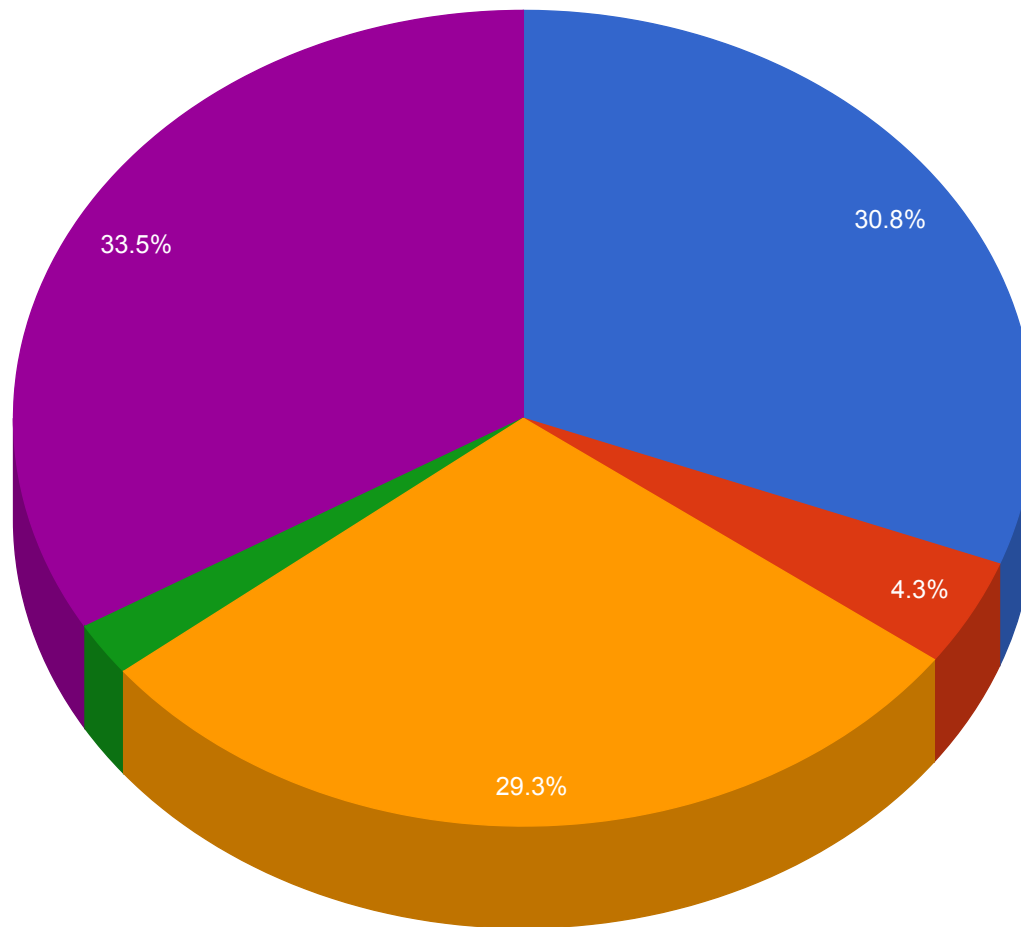
9. Rate the proportion of the teachers ability to communicate (1-Poor, 2-Fair, 3-Good, 4-Very good, 5-Excellent).

- Excellent
- Fair
- Good
- Poor
- Very Good



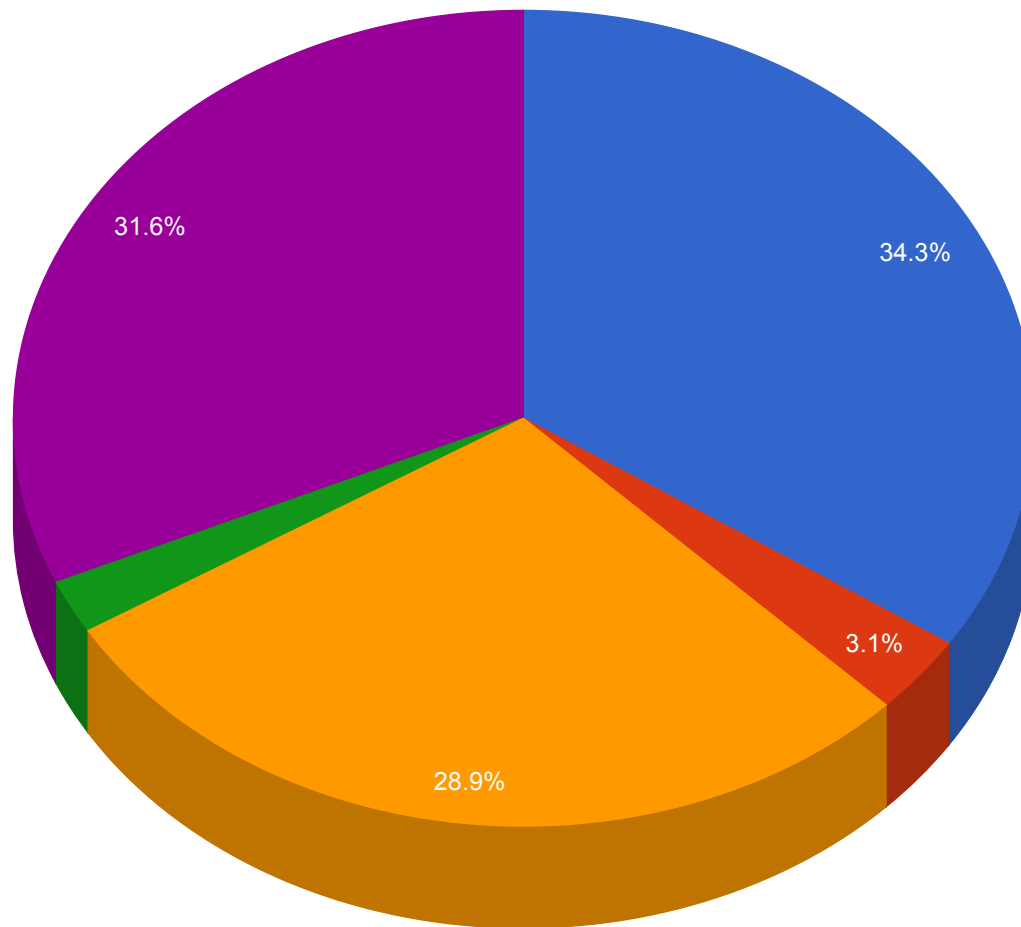
10. Rate the teacher's attention in the classroom to academically slow students as well (1-Poor, 2-Fair, 3-Good, 4-Very good, 5-Excellent).

- Excellent
- Fair
- Good
- Poor
- Very Good

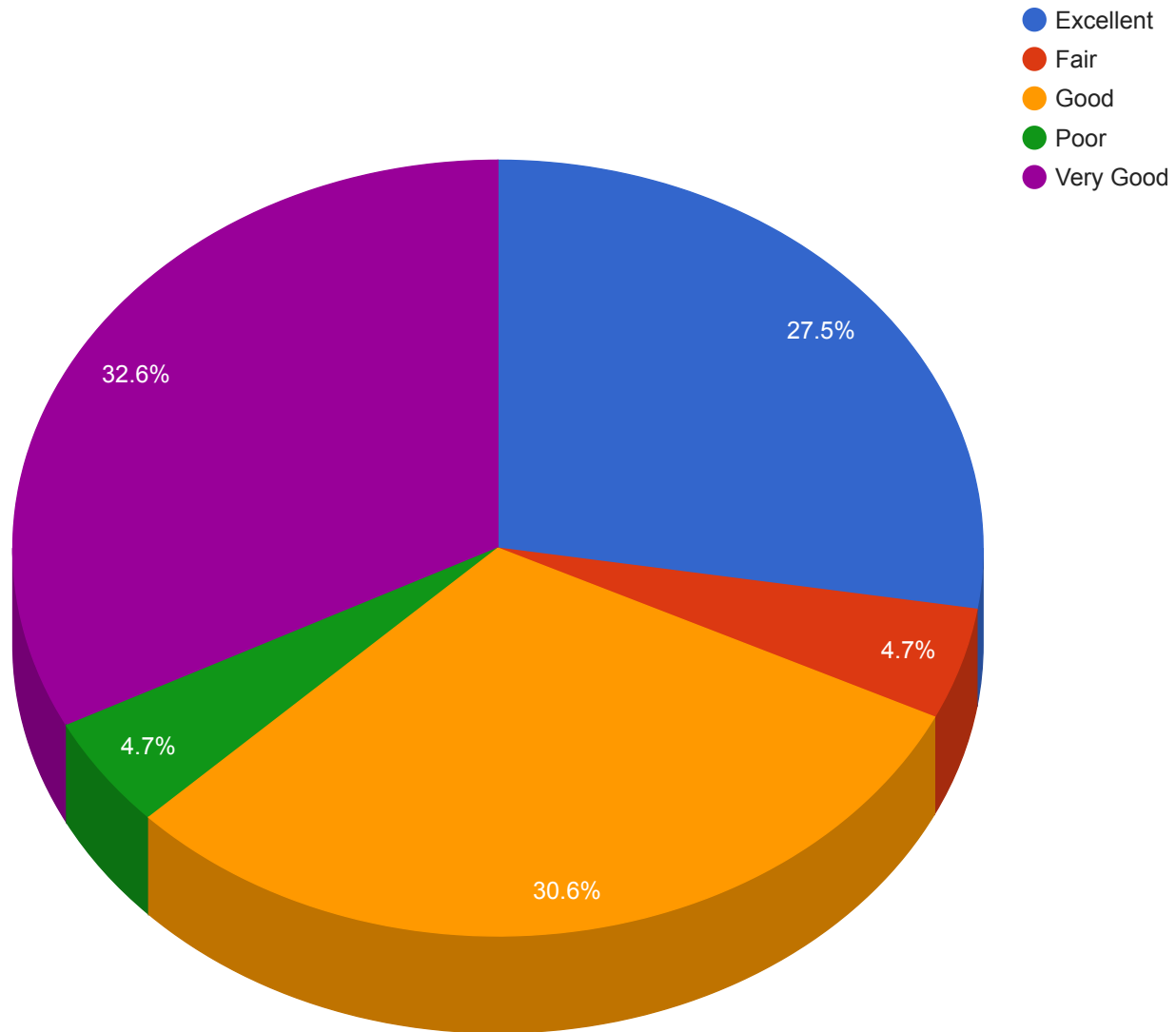


11. Rate the teacher's approach in classroom teaching (1-Poor, 2-Fair, 3-Good, 4-Very good, 5-Excellent).

- Excellent
- Fair
- Good
- Poor
- Very Good

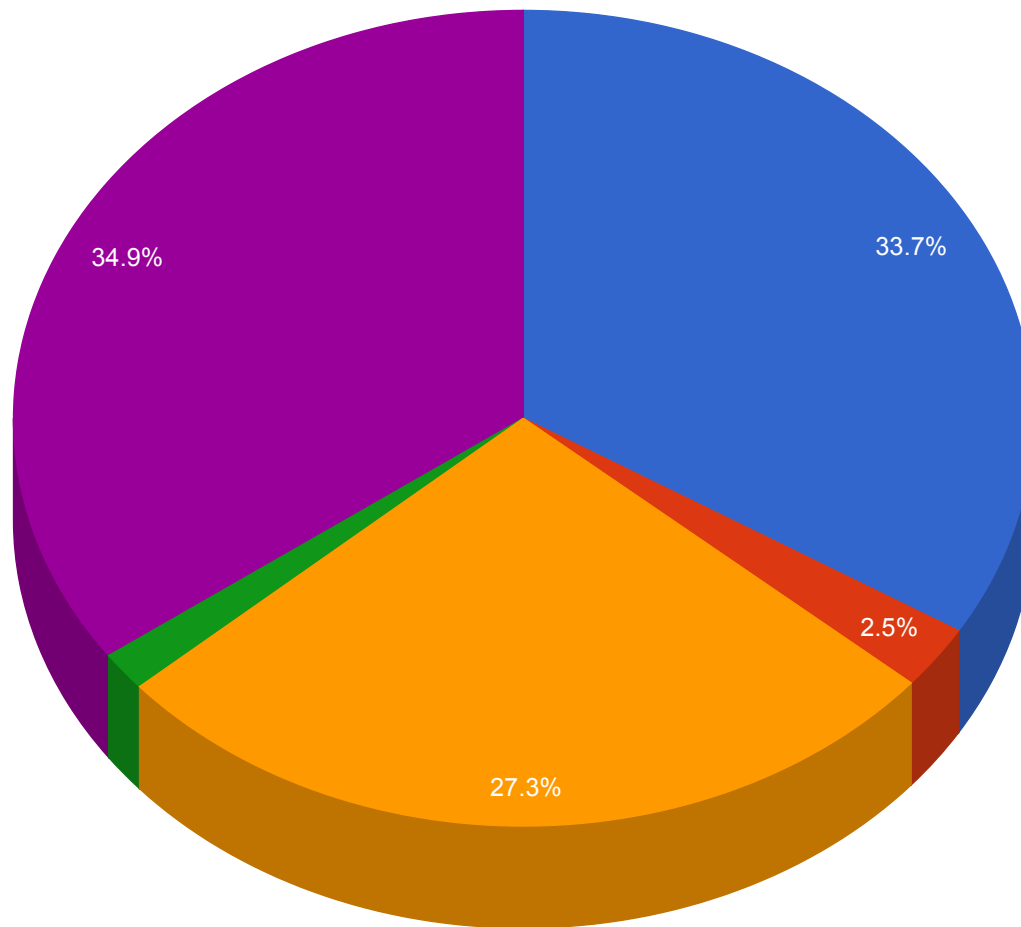


12. Rate the teacher's approach in identifying your weaknesses and helping you to overcome them (1-Poor, 2-Fair, 3-Good, 4-Very good, 5-Excellent).



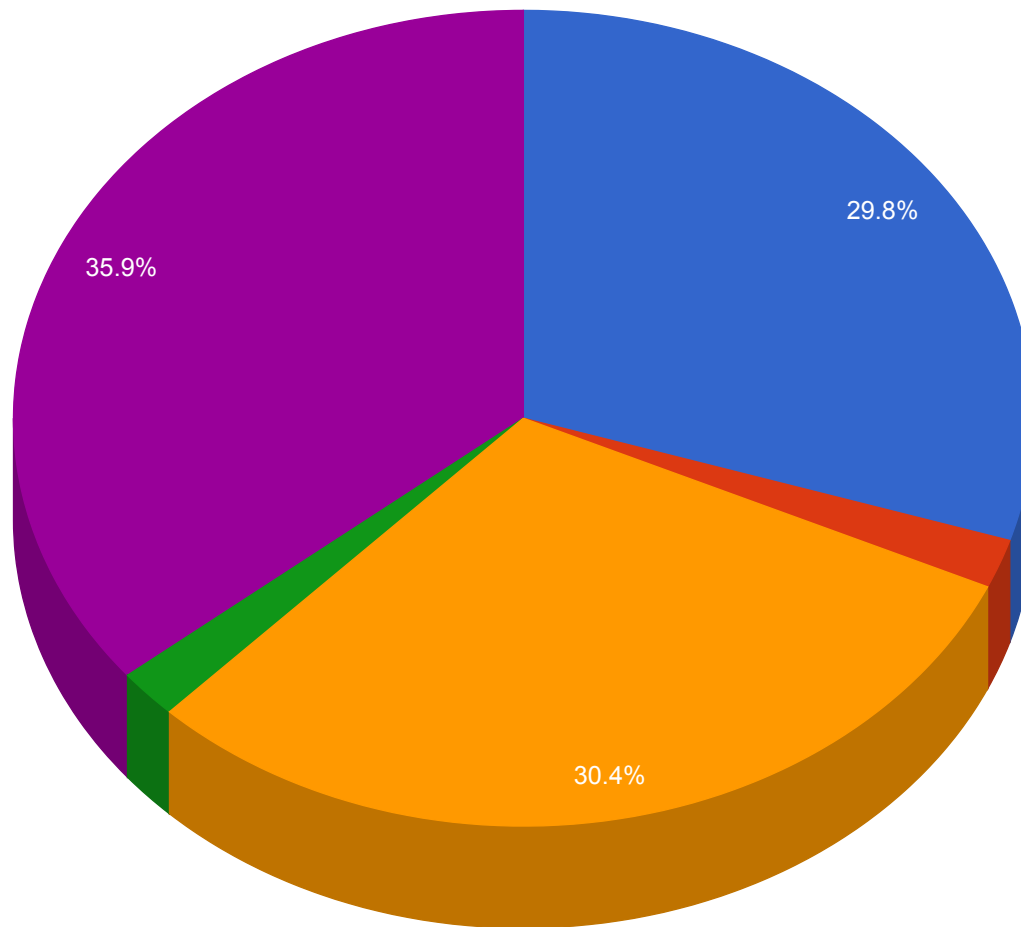
13. Rate the internal assessments help in improving your level of learning (1-Poor, 2-Fair, 3-Good, 4-Very good, 5-Excellent).

- Excellent
- Fair
- Good
- Poor
- Very Good



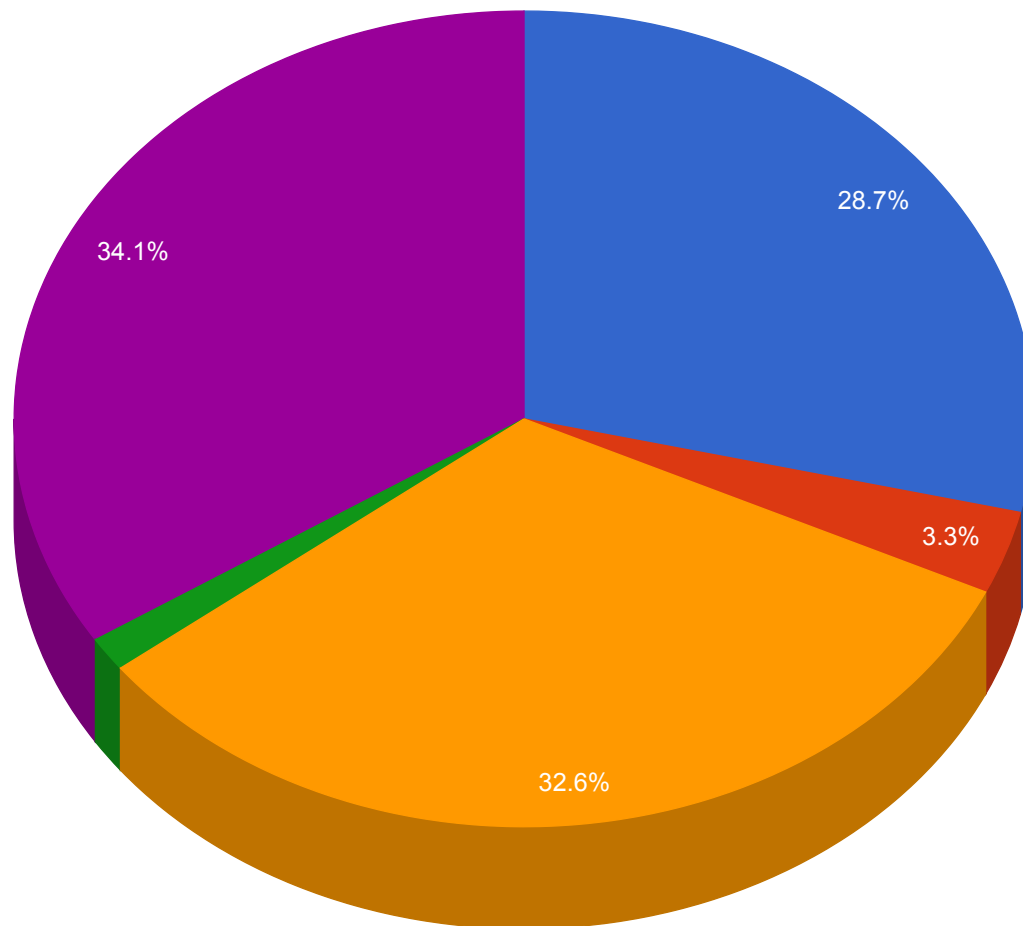
14. Rate the fairness of the internal evaluation done by the teachers (1-Poor, 2-Fair, 3-Good, 4-Very good, 5-Excellent).

- Excellent
- Fair
- Good
- Poor
- Very Good

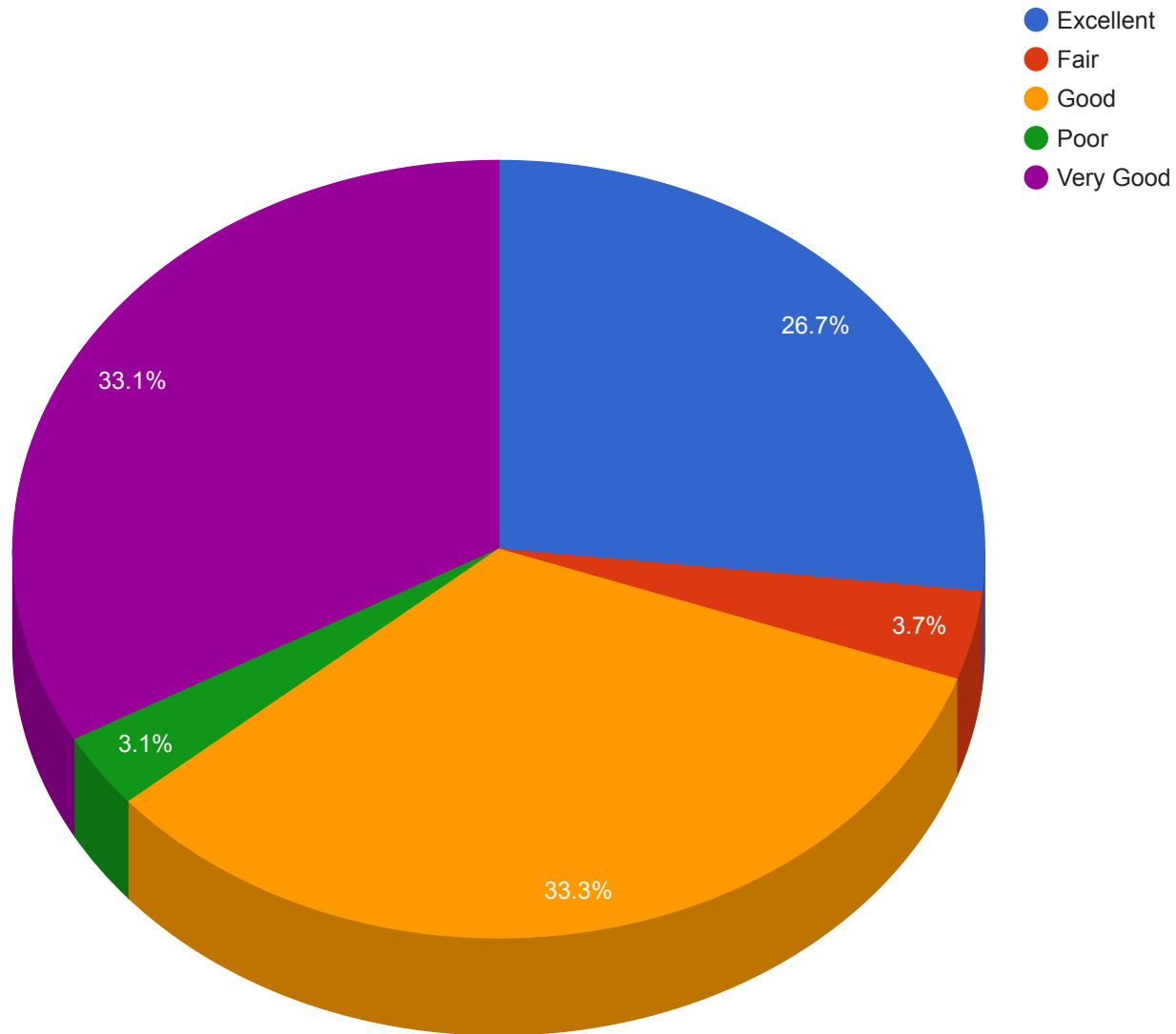


15. Rate the effect of the internal assessment system on the gradation of your course (1-Poor, 2-Fair, 3-Good, 4-Very good, 5-Excellent).

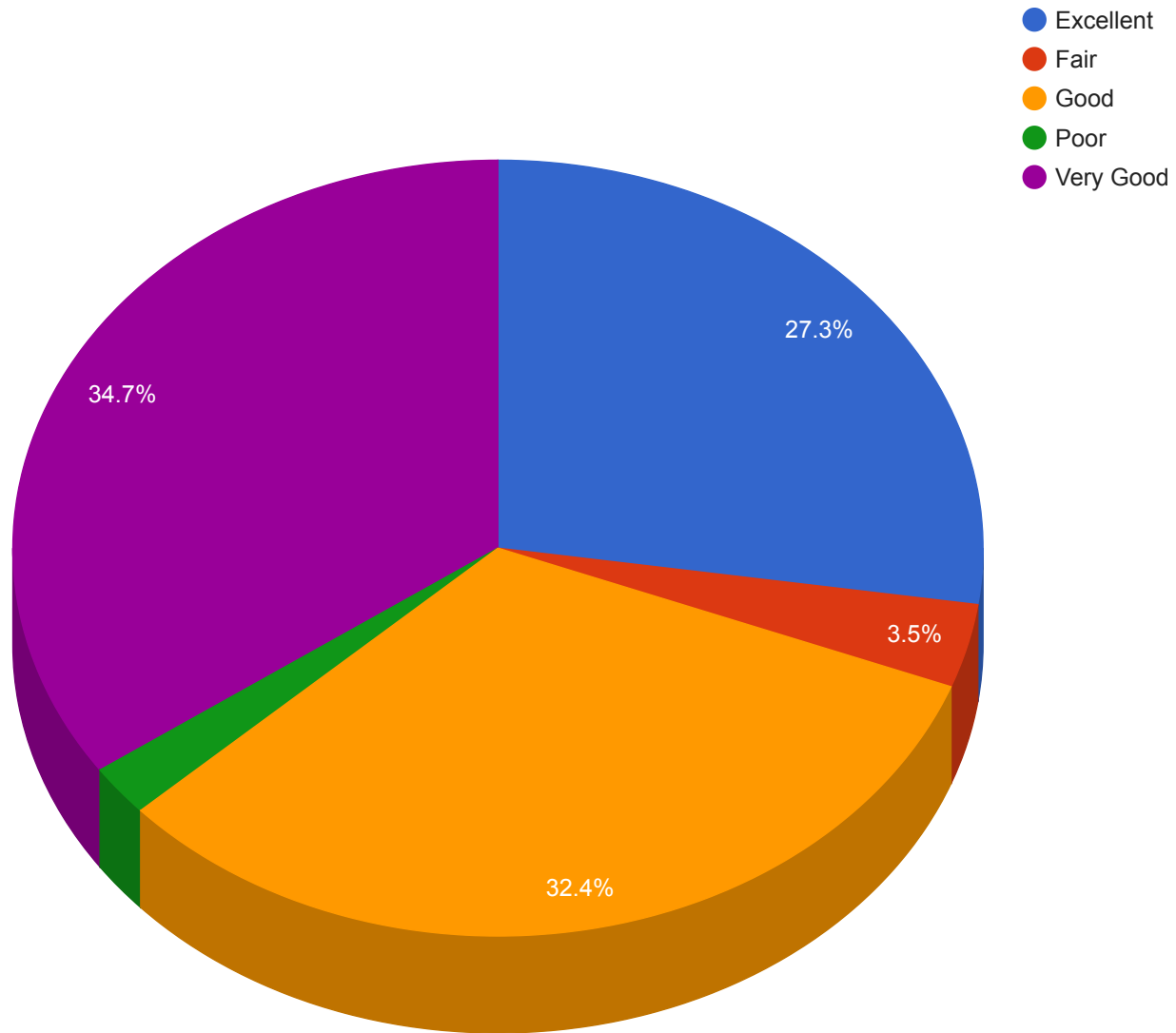
- Excellent
- Fair
- Good
- Poor
- Very Good



16. Rate your institute's efforts at providing you multiple opportunities to learn and grow (1-Poor, 2-Fair, 3-Good, 4-Very good, 5-Excellent).

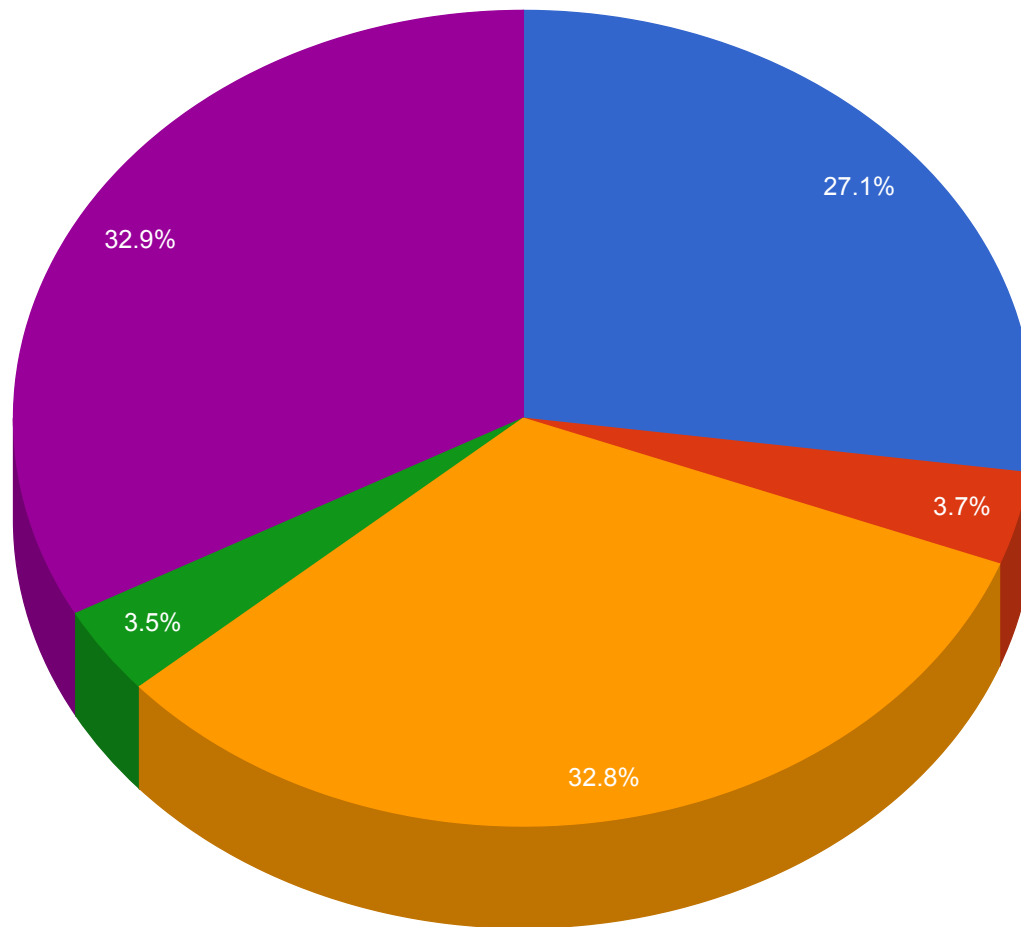


17. Rate the teacher's attempts at encouraging you to participate in extracurricular activities (1-Poor, 2-Fair, 3-Good, 4-Very good, 5-Excellent).



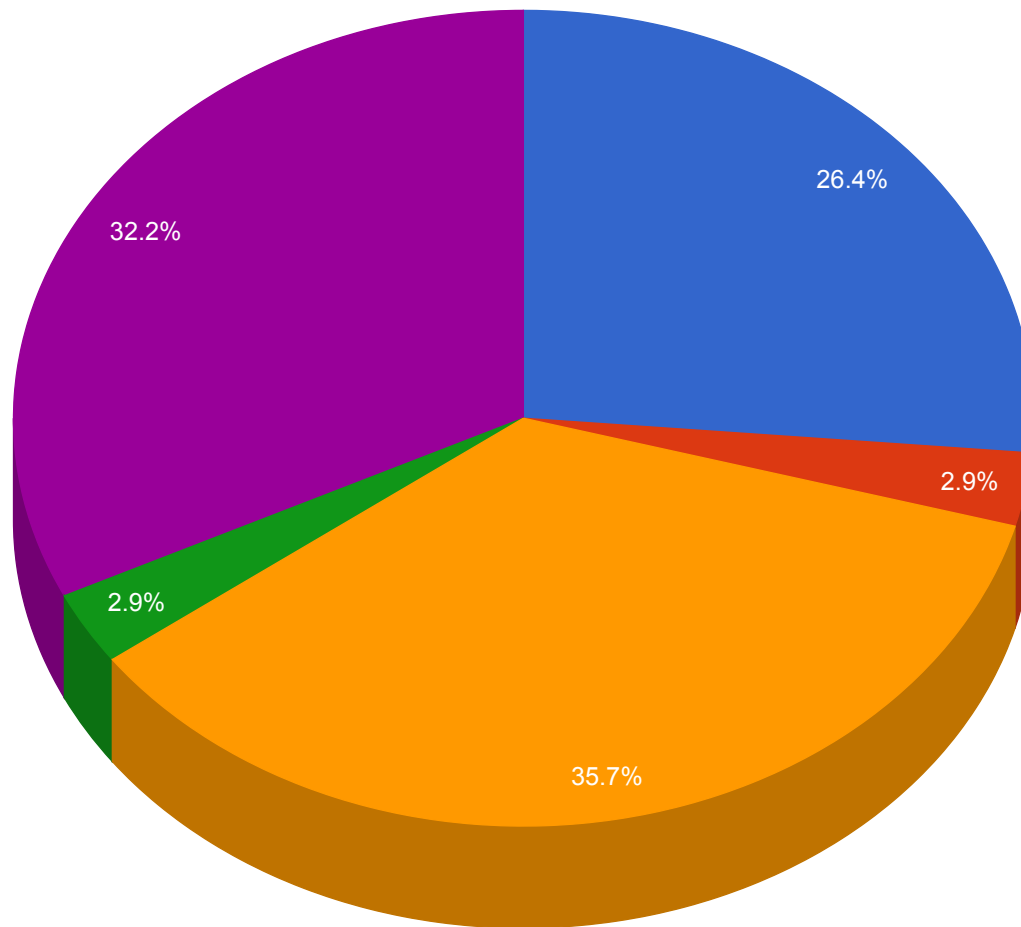
18. Rate the availability of library resources with regard to your study material (1-Poor, 2-Fair, 3-Good, 4-Very good, 5-Excellent).

- Excellent
- Fair
- Good
- Poor
- Very Good



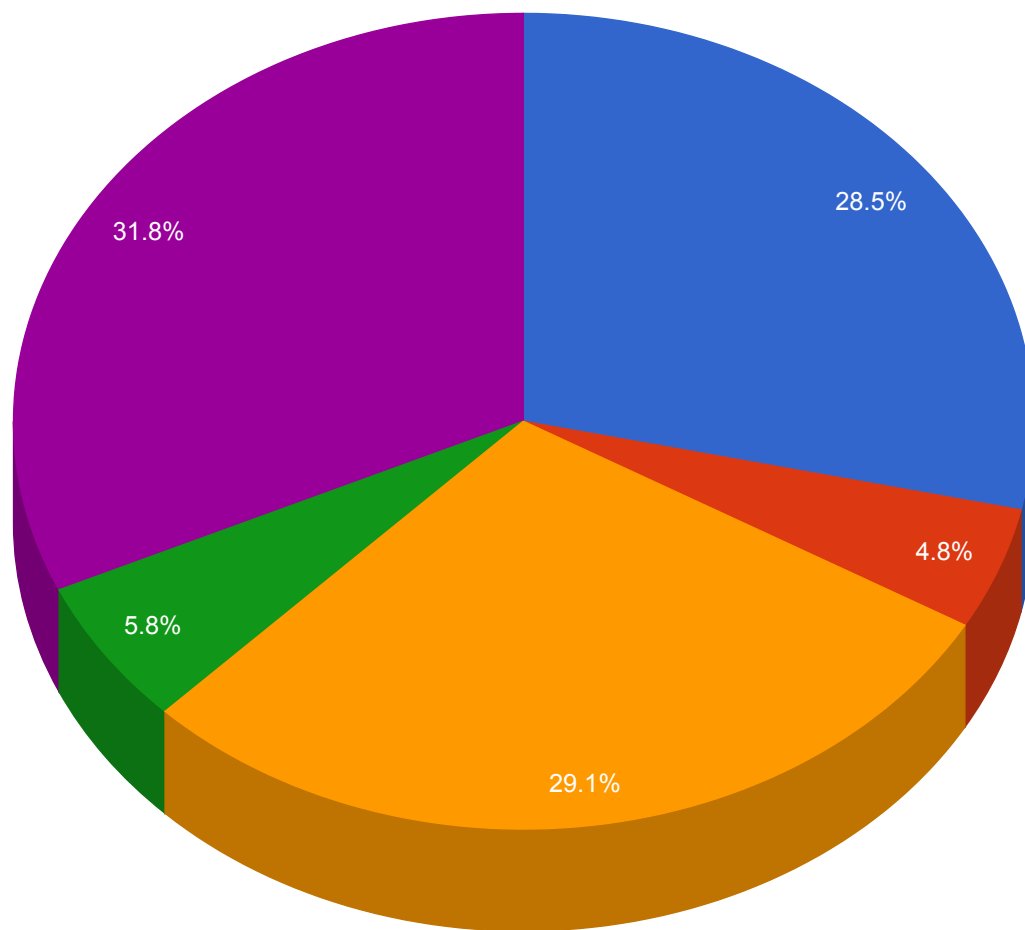
19. Rate the service rendered by the College office in matters related to administration (1-Poor, 2-Fair, 3-Good, 4-Very good, 5-Excellent).

- Excellent
- Fair
- Good
- Poor
- Very Good



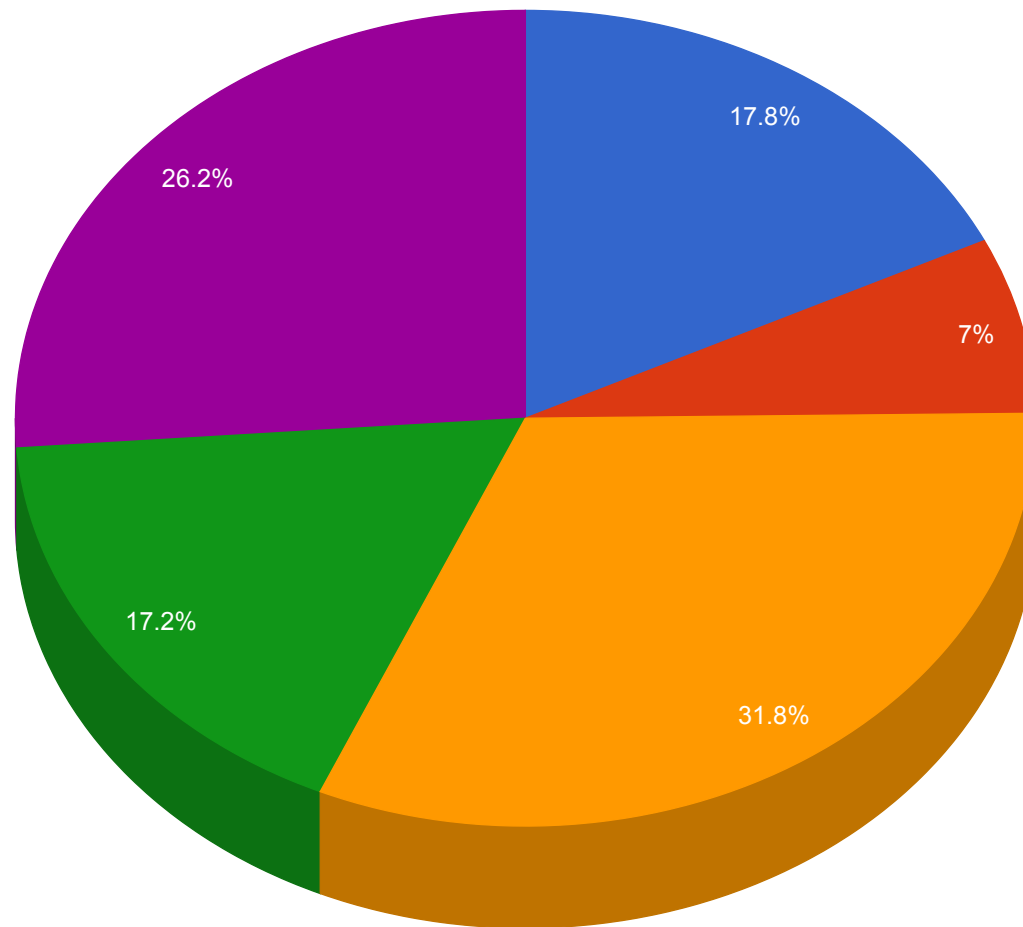
20. Rate the cleanliness of classrooms available in the College (1-Poor, 2-Fair, 3-Good, 4-Very good, 5-Excellent).

- Excellent
- Fair
- Good
- Poor
- Very Good



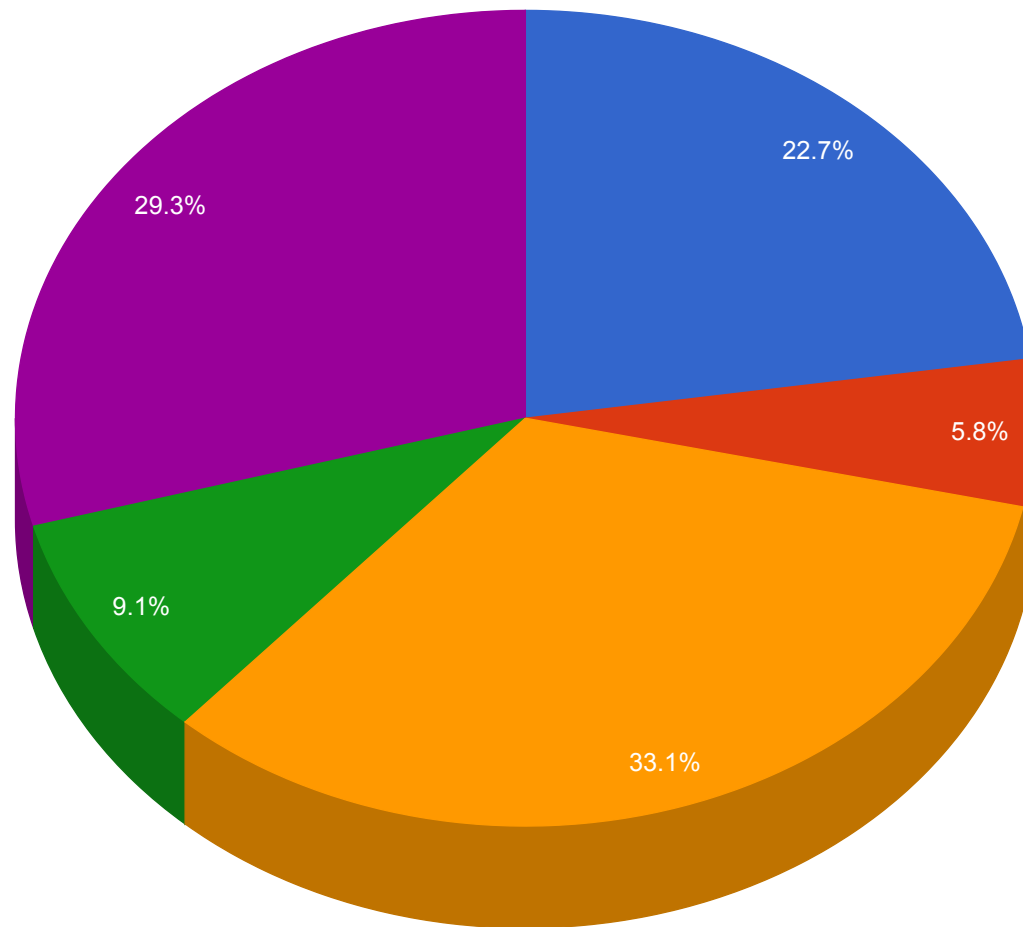
21. Rate the cleanliness of toilets available in the College (1-Poor, 2-Fair, 3-Good, 4-Very good, 5-Excellent).

- Excellent
- Fair
- Good
- Poor
- Very Good



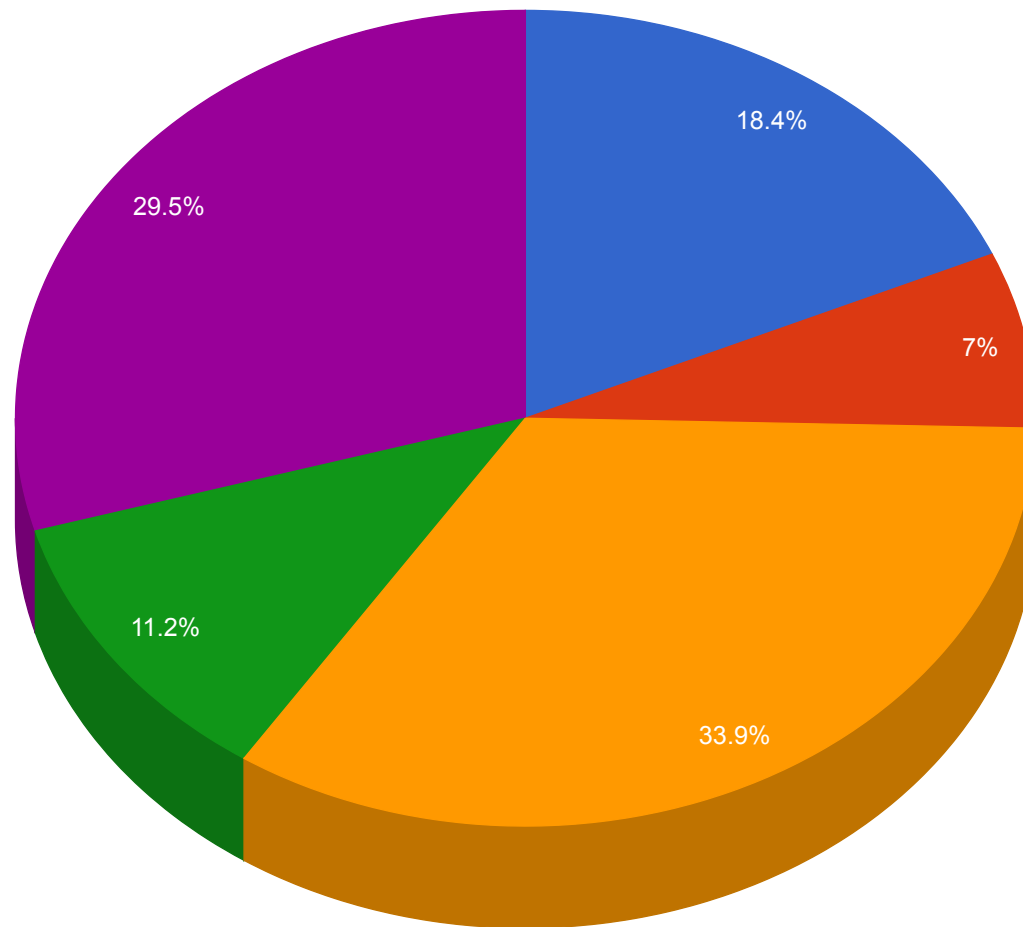
22. Rate the availability of purified drinking water provided in the College (1-Poor, 2-Fair, 3-Good, 4-Very good, 5-Excellent).

- Excellent
- Fair
- Good
- Poor
- Very Good



23. Rate the happiness with the food served in the college canteen (1-Poor, 2-Fair, 3-Good, 4-Very good, 5-Excellent).

- Excellent
- Fair
- Good
- Poor
- Very Good





Analysis of the Student Satisfaction Survey (2019-20)

The Internal Quality Assurance Cell, Ramthakur College has conducted online Student Satisfaction Survey (SSS) among the students of the college as a part of Quality Assurance. The analysis of the SSS highlights our strength and also makes us aware of the various aspects of the teaching learning process of the institution which deserve our attention. Students are given 5 options (1-Poor, 2-Fair, 3-Good, 4-Very good, 5-Excellent) to describe their satisfaction level on the following points.

Student's Feedback on Curriculum

1. Rate the syllabus of your course that you have studied
2. Rate the relevance of the units in Syllabus relevant to the course
3. Rate the offering of the electives in terms of their relevance to your course
4. Rate the size of syllabus in terms of the load on the student
5. Rate the evaluation scheme designed for your course
6. Rate the percentage of courses having LAB components (respond only science students)

Student's Feedback on Teaching-Learning & Evaluation

7. Rate the proportion of the syllabus covered in the class
8. Rate the proportion of the teachers prepared for the classes
9. Rate the proportion of the teachers ability to communicate
10. Rate the teacher's attention in the classroom to academically slow students as well
11. Rate the teacher's approach in classroom teaching
12. Rate the teacher's approach in identifying your weaknesses and helping you to overcome them
13. Rate the internal assessments help in improving your level of learning
14. Rate the fairness of the internal evaluation done by the teachers
15. Rate the effect of the internal assessment system on the gradation of your course
16. Rate your institute's efforts at providing you multiple opportunities to learn and grow
17. Rate the teacher's attempts at encouraging you to participate in extracurricular activities
18. Rate the availability of library resources with regard to your study material

Student's Feedback on Administration

19. Rate the service rendered by the College office in matters related to administration
20. Rate the cleanliness of classrooms available in the College
21. Rate the cleanliness of toilets available in the College
22. Rate the availability of purified drinking water provided in the College
23. Rate the happiness with the food served in the college canteen

Analysis of the Students Satisfaction Survey.

Regarding the syllabus, more than 96 % of the students have given the rating as good or above (28.5 % Excellent, 34.9 % Very good, 33.5 % Good).

More than 94 % of the students have found the relevance of the units in syllabus to the course as 'good' or better (24.8 % Excellent, 33.9 % Very good, 36.2 % Good).

Whether the offering of the electives is in accordance with the relevance to your course, 55 % students have the opinion that it is excellent or very good while 40% students have found it as 'good'.

52.5 % students have found the load of the size of the syllabus as 'excellent' or 'very good' while 40% students have rated this point as 'good'.

52 % students have found the evaluation scheme to be 'excellent' or 'very good'. 41% students have rated it as 'good'.

Regarding percentage of courses having LAB components 46 % students are in favour of 'excellent' or 'very good' while 39% students have found it as 'good'.

The review reveals that 59.7% of students have the opinion that syllabus coverage in the class is 'excellent' or 'very good'. 32% of students have rated it as 'good'. It's fact that the teaching learning process in this academic year is interrupted because of the pandemic situation.

More than 94% percent of students have appreciated the proportion of teachers prepared for the classes. (32.6 % Excellent, 34.5 % Very good, 27.1 % Good).

More than 95% percent of students have given good ratings to the proportion of teachers ability to communicate (31.4 % Excellent, 30.8 % Very good, 33.1 % Good).

64.3% students are in favour that teachers pay sufficient attention in the classroom to academically slow students (30.8 % Excellent, 33.5 % Very good, 29.3 % Good).

More than 94% percent of students have appreciated the teacher's approach in classroom teaching (34.3 % Excellent, 31.6 % Very good, 28.9 % Good).

Regarding the teacher's approach in identifying students' weaknesses and helping them to overcome these, 60% of students have found it as 'excellent' or 'good' while 30.6% of students have found it as 'good'.

68.6 % of students have praised the internal assessment system in improving the level of learning (33.7 % Excellent, 34.9 % Very good, 27.3 % Good).

Fairness of the internal evaluation done by the teachers is appreciated by 96 % students (29.8 % Excellent, 35.9 % Very good, 30.4 % Good).

95.4% of students have found the internal assessment system on the gradation of the course to be effective enough (28.7 % Excellent, 34.1 % Very good, 32.6 % Good).

More than 59 % of students have the opinion that the college puts enough (26.7 % Excellent, 33.1 % Very good) effort in providing multiple opportunities to learn and grow.

62 % students have given 'excellent' or 'very good' ratings to the teacher's attempt at encouraging students to participate in extracurricular activities.

60% of students have found the library resources 'excellent' or 'very good' with regard to study material. 32.8% of students say that the library resources are 'good'.

More than 94% of students have found the service rendered by the college administration as 'good' or even better (26.4 % Excellent, 32.2 % Very good, 35.7 % Good).

More than 60 % of the students are quite satisfied (28.5 % Excellent, 31.8 % Very good) with the cleanliness of the classrooms in the college. 29 % of the students have found the cleanliness of the classrooms as 'good'.

44 % of the students are quite satisfied (17.8 % Excellent, 26.2 % Very good) with the cleanliness of the toilets in the college. 31.8 % of the students have found the cleanliness of the toilets as 'good'.

52 % of the students have appreciated (22.7 % Excellent, 29.3 % Very good) the availability of the purified drinking water in the college campus. 33 % of students have marked it as 'good'.

More than 81% of the students are happy with the quality of food served in the college canteen (18.4 % Excellent, 29.5 % Very good, 33.9 % Good).

The feedback of the SSS was discussed in the meeting of the Teachers' Council. Few points draw the attention of the college authority where we need to improve in future.

