



Internal Quality Assurance Cell

**Ramthakur College, Agartala
(AISHE Code: C-9598)**

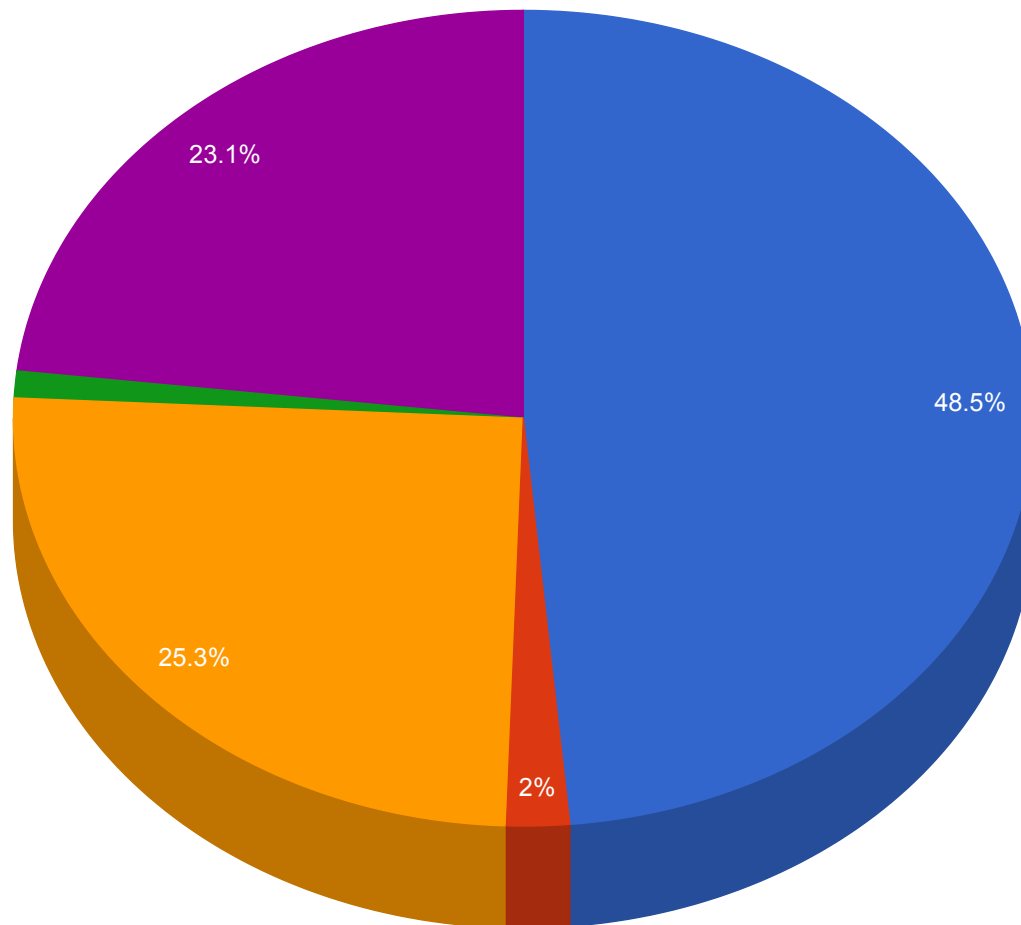
Response Graphs of

Students' Feedback

Academic Session : 2020-21

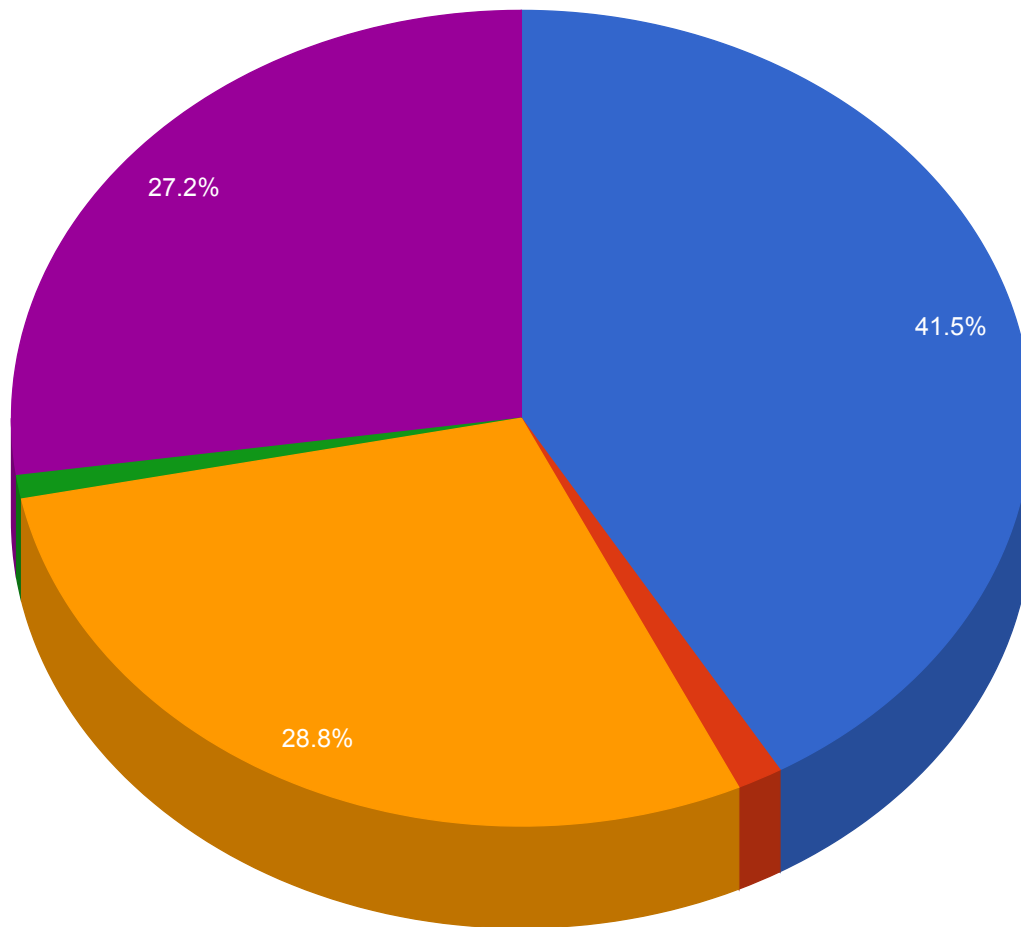
1. Rate the syllabus of your course that you have studied (1-Poor, 2-Fair, 3-Good, 4-Very good, 5-Excellent).

- Excellent
- Fair
- Good
- Poor
- Very Good



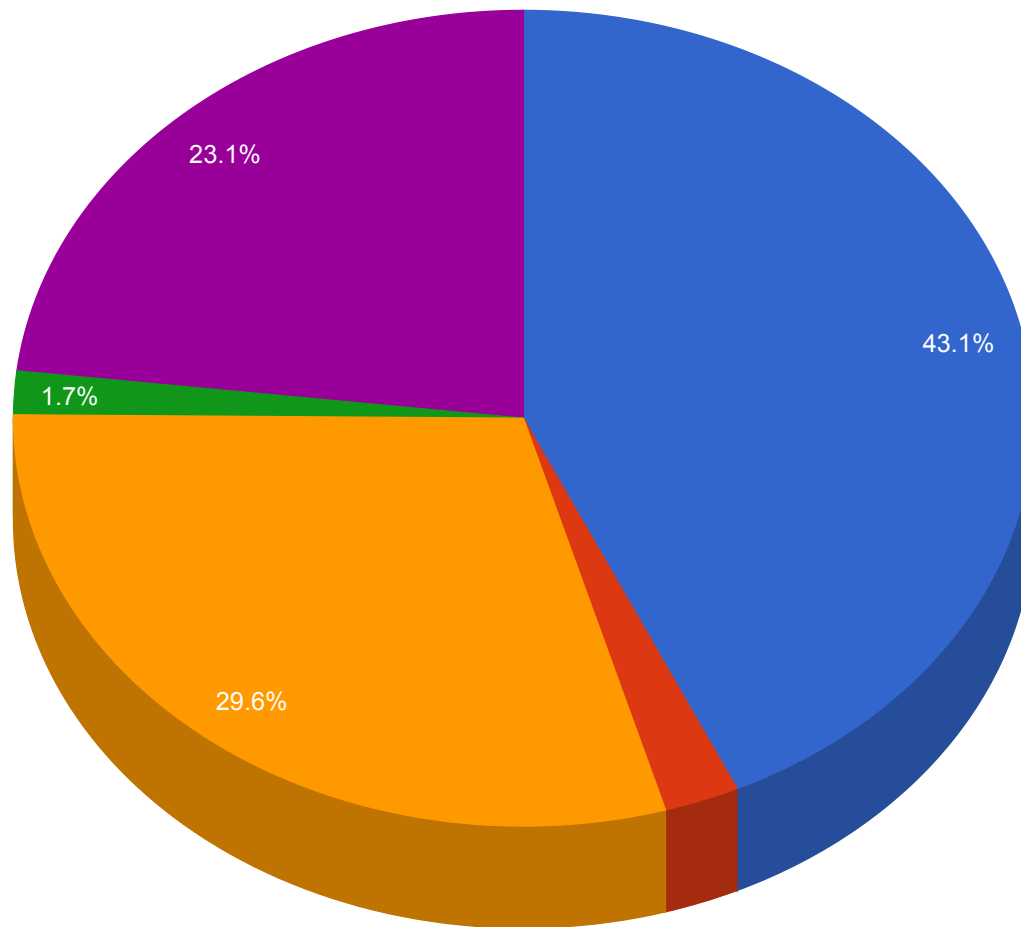
2. Rate the relevance of the units in Syllabus relevant to the course (1-Poor, 2-Fair, 3-Good, 4-Very good, 5-Excellent).

- Excellent
- Fair
- Good
- Poor
- Very Good



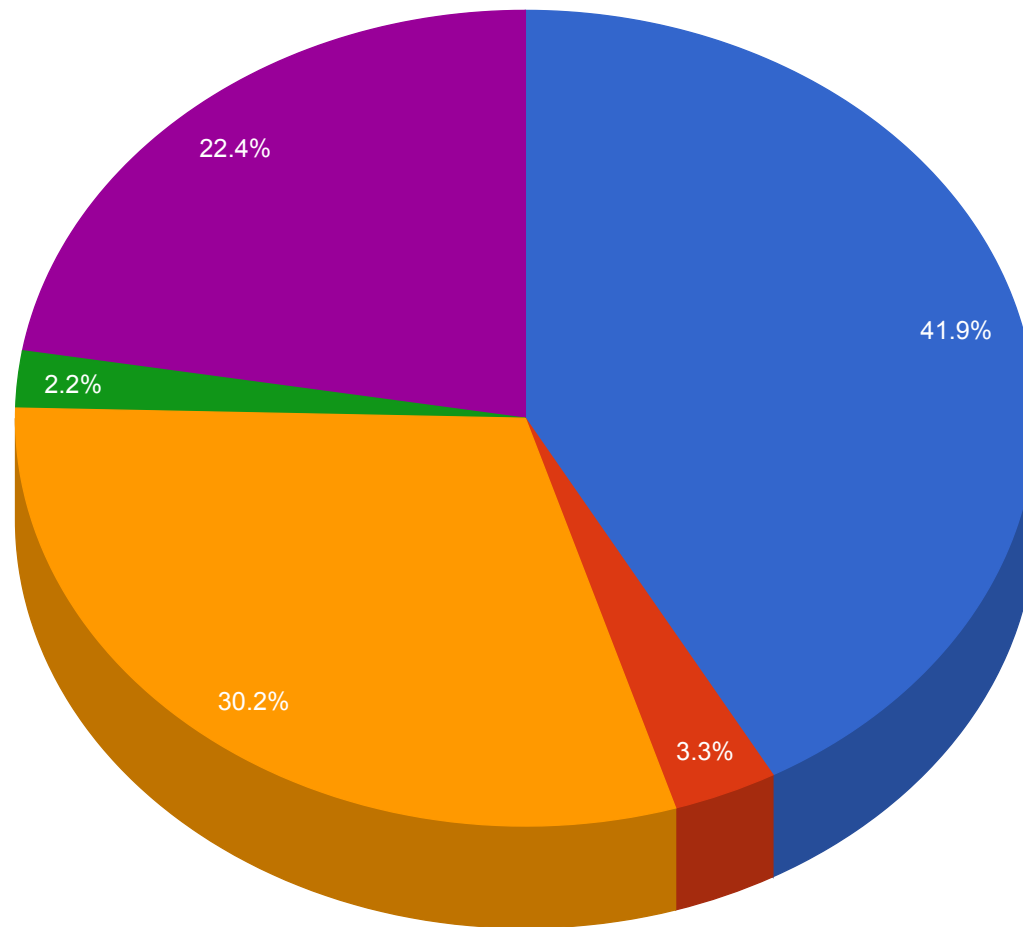
3. Rate the offering of the electives in terms of their relevance to your course (1-Poor, 2-Fair, 3-Good, 4-Very good, 5-Excellent).

- Excellent
- Fair
- Good
- Poor
- Very Good



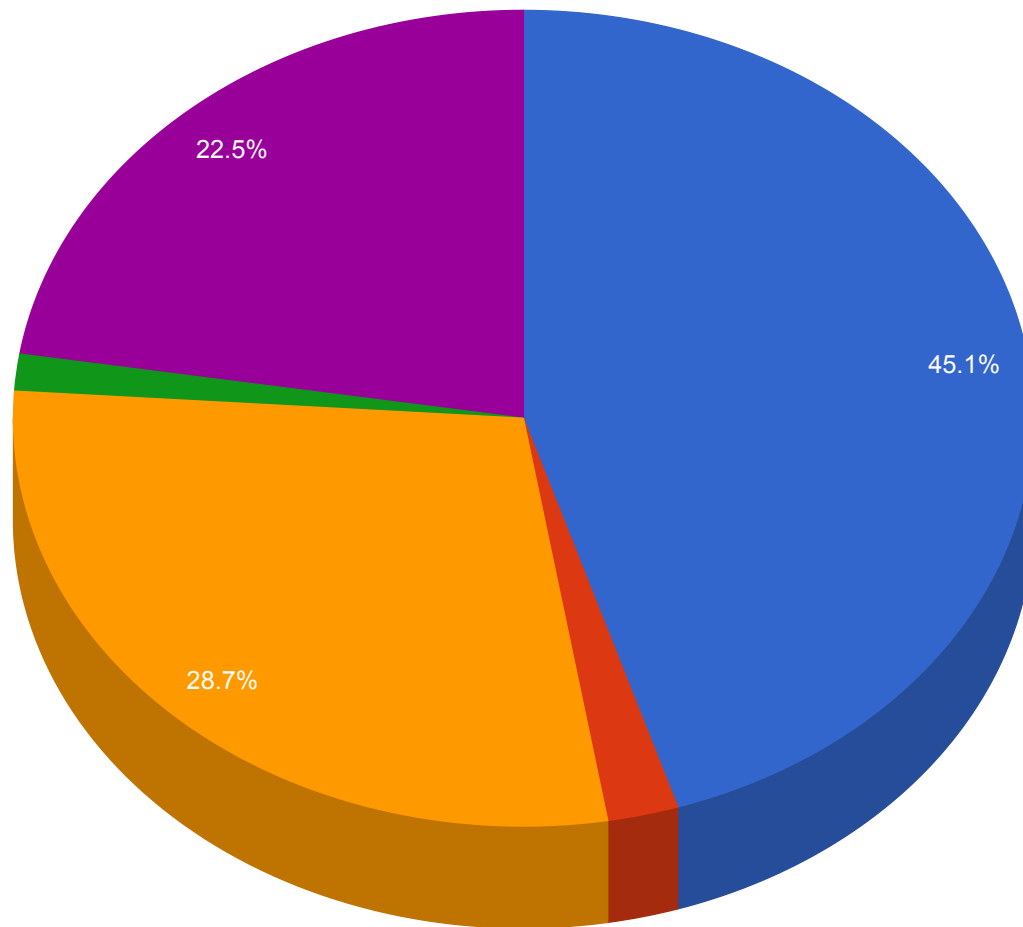
4. Rate the size of syllabus in terms of the load on the student (1-Poor, 2-Fair, 3-Good, 4-Very good, 5-Excellent).

- Excellent
- Fair
- Good
- Poor
- Very Good

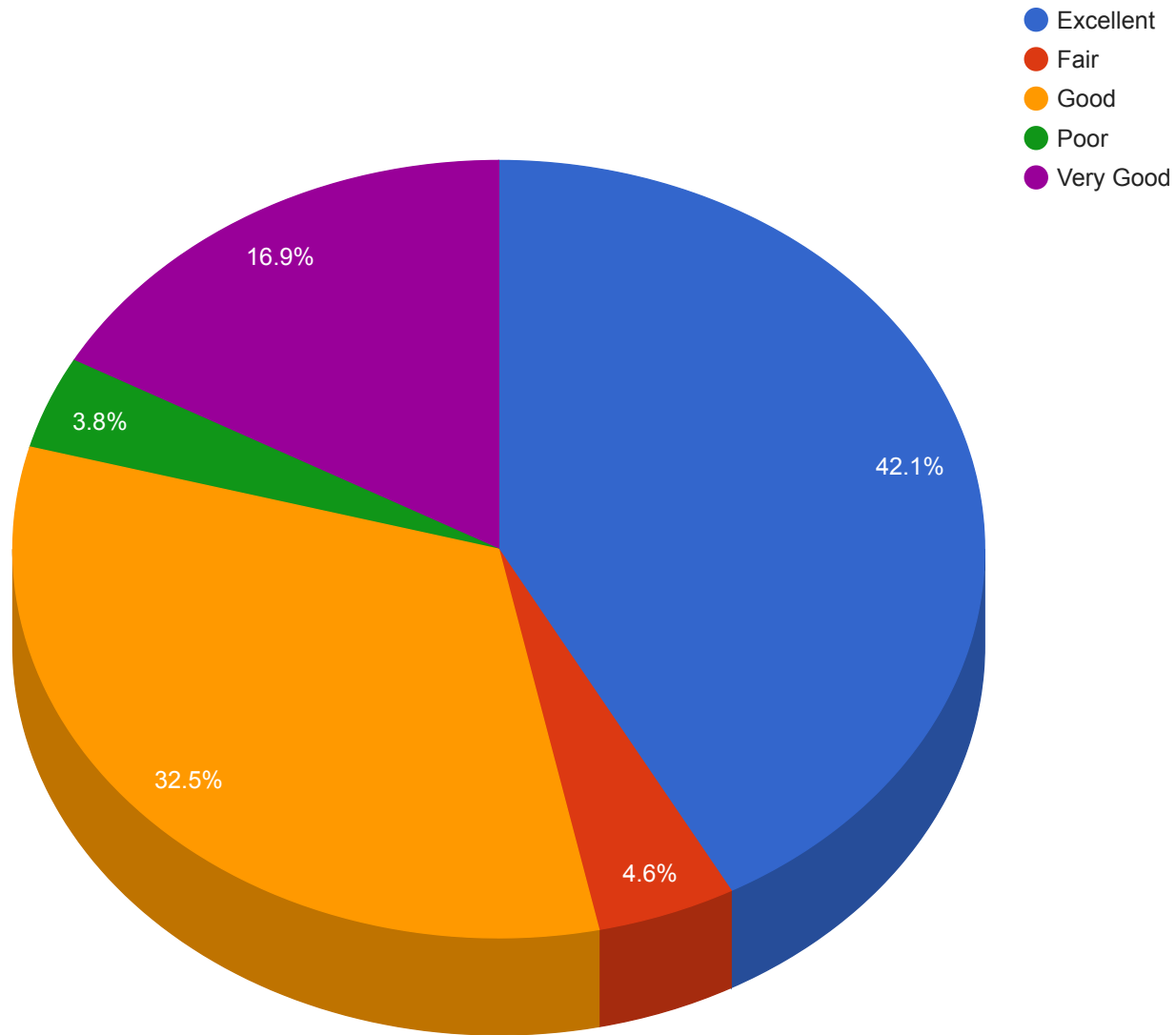


5. Rate the evaluation scheme designed for your course (1-Poor, 2-Fair, 3-Good, 4-Very good, 5-Excellent).

- Excellent
- Fair
- Good
- Poor
- Very Good



6. Rate the percentage of courses having LAB components (respond only science students) (1-Poor, 2-Fair, 3-Good, 4-Very good, 5-Excellent).





Analysis of the Feedback (2020-21)

The Internal Quality Assurance Cell, Ramthakur College has collected the feedback of students of the college as a part of Quality Assurance. The feedback analysis highlights our strength and also makes us aware of the various aspects of the teaching learning process of the institution which deserve our attention. Students are given 5 options (1-Poor, 2-Fair, 3-Good, 4-Very good, 5-Excellent) to describe their satisfaction level. The feedback was based only on the current curriculum. The questionnaires are:

Student's Feedback on Curriculum

1. Rate the syllabus of your course that you have studied
2. Rate the relevance of the units in Syllabus relevant to the course
3. Rate the offering of the electives in terms of their relevance to your course
4. Rate the size of syllabus in terms of the load on the student
5. Rate the evaluation scheme designed for your course
6. Rate the percentage of courses having LAB components (respond only science students)

Analysis of the feedback

Regarding the syllabus, more than 96 % of the students have given the rating as good or above (48.5 % Excellent, 23.1 % Very good, 25.3 % Good).

More than 95 % of the students have found the relevance of the units in syllabus to the course as 'good' or better (41.5 % Excellent, 27.2 % Very good, 28.8 % Good).

Whether the offering of the electives is in accordance with the relevance to your course, 66.2 % students have the opinion that it is excellent or very good while 29.6 % students have found it as 'good'.

64.3 % students have found the load of the size of the syllabus as 'excellent' or 'very good' while 30.2 % students have rated this point as 'good'.

67.6 % students have found the evaluation scheme to be 'excellent' or 'very good'. 28.7 % students have rated it as 'good'.

Regarding percentage of courses having LAB components 59 % students are in favour of 'excellent' or 'very good' while 32.5 % students have found it as 'good'.

The feedback was discussed in the meeting of the Teachers' Council. As we don't have any direct access to the framing of the syllabus, the feedback is also shared with the senior teachers of the college who are the members of the Board of Studies of the affiliating Tripura University.

